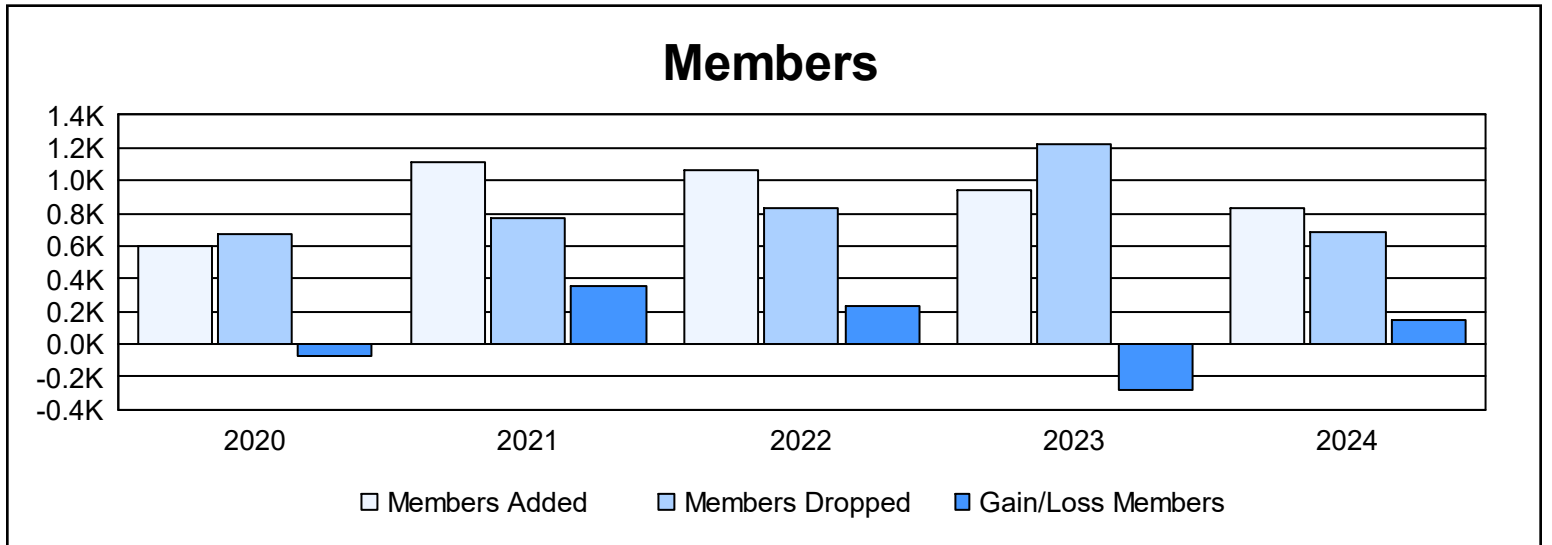
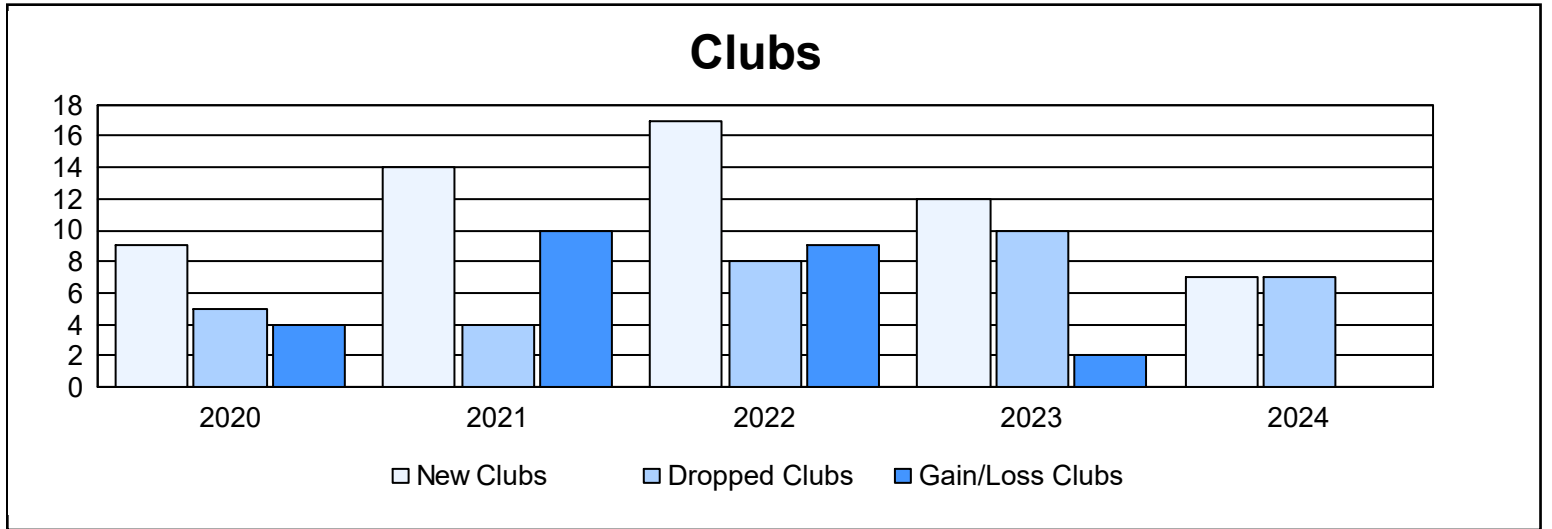
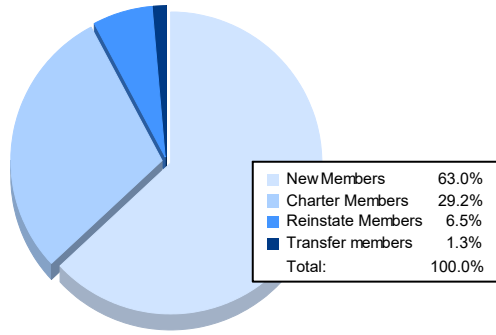


Year	New Clubs	Dropped Clubs	Gain/ Loss Clubs	New Members	Charter Members	Reinstate Members	Transfer Members	Total Member Added	Total Members Dropped	Gain/ Loss Members
2019-2020	9	5	4	324	241	24	6	595	671	-76
2020-2021	14	4	10	672	378	65	3	1,118	768	350
2021-2022	17	8	9	560	424	77	6	1,067	832	235
2022-2023	12	10	2	480	380	68	17	945	1,221	-276
2023-2024	7	7	0	524	243	54	11	832	688	144
<b>Average</b>	<b>12</b>	<b>7</b>	<b>5</b>	<b>512</b>	<b>333</b>	<b>58</b>	<b>9</b>	<b>911</b>	<b>836</b>	<b>75</b>



### Membership Composition June 2024 Cumulative



### Gender Composition June 2024 Cumulative

